

(1,00 mm) .0394"

LOW PROFILE & ELEVATED ONE PIECE

SPECIFICATIONS

For complete specifications and recommended PCB layouts see www.samtec.com?FSI

Insulator Material:

Liquid Crystal
Polymer

Contact Material:

BeCu

Current Rating:

2.8 A per pin

(1 pin powered per row)

Operating Temp Range:

-55°C to +125°C

Plating:

Au over 50µ" (1,27 µm) Ni

RoHS Compliant:

Yes

Processing:

Lead-Free Solderable:

Yes

SMT Lead Coplanarity:

(0,10 mm) .004" max (05-30)

(0,15 mm) .006" max (50)


Compression Board:

Gold Pads required

ALSO AVAILABLE (MOQ Required)

- No alignment pin
 - Top side alignment pin
 - Bottom side alignment pin
 - Other platings
- Contact Samtec.

Choice of board stacking profiles



Short version or optional threaded inserts



- Threaded insert option

RECOGNITIONS

For complete scope of recognitions see www.samtec.com/quality



FSI	1	PINS PER ROW	BODY HEIGHT	PLATING OPTION
10, 20, 30 & 50 (Insert/Screw Option) 05, 10, 20, 30, 50 (Short Version)			-03 = 3,00 mm -06 = 6,00 mm -10 = 10,00 mm	-G = 10µ" (0,25 µm) Gold (-03 only) -L = 10µ" (0,25 µm) Gold on contact, Matte Tin on tail (Not available with -03 body height)

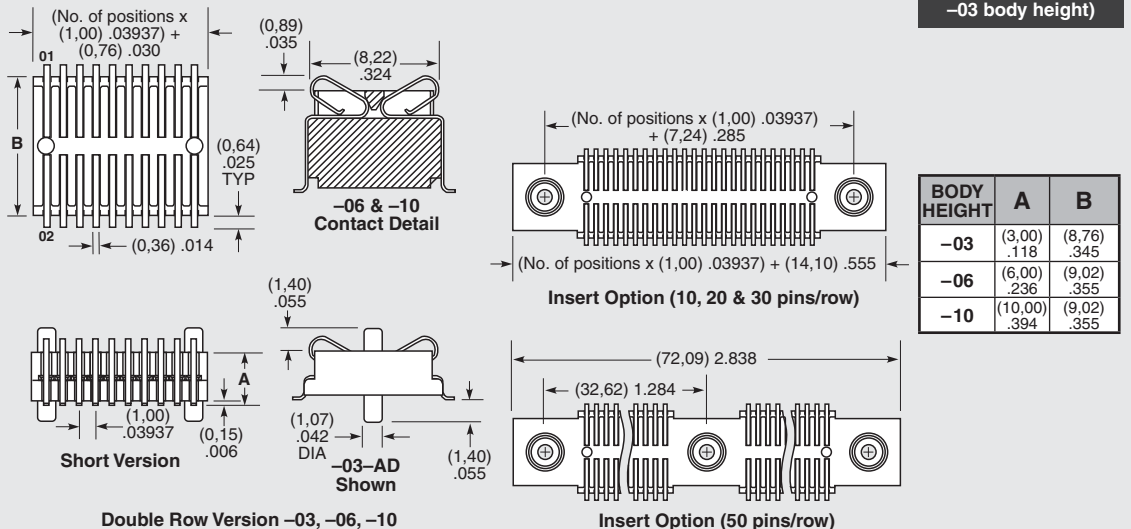
Note: Applications requiring 40-50 positions without threaded inserts, please contact Samtec Interconnect Processing Group.





Note: Some lengths, styles and options are non-standard, non-returnable.

Other Solutions


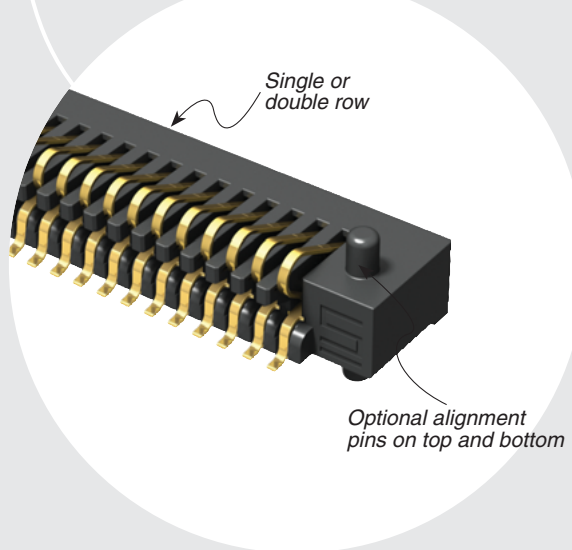
Low Profile
See SEI Series.

.100" Pitch
(2,54 mm)
See SIB Series.





FSI SERIES



ROW OPTION

- S**
= Single Row
(Available with 5, 10 & 20 pins with -AD alignment pin)
- D**
= Double Row

INSERT OPTION

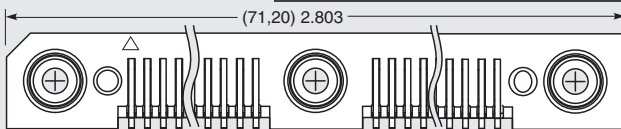
- Leave blank for Short Version
(No screw down inserts or holes)
- E**
= #2-56 x 1/16" screw thread
- M**
= 2,00 mm x 0,40 mm screw thread

ALIGNMENT OPTION

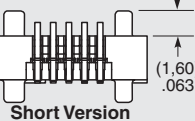
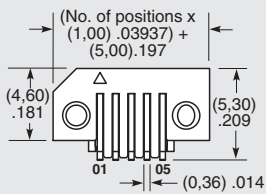
- Leave blank for no Alignment Pin
- AD**
= Alignment Pin Top & Bottom

OTHER OPTION

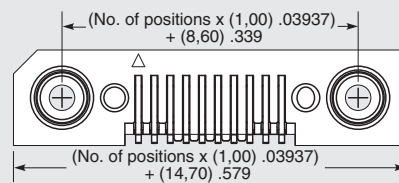
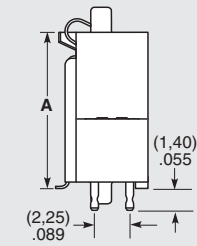
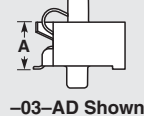
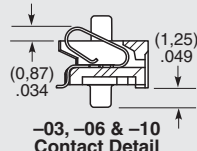
- WT**
= Weld Tab
(Available with -S row option & -06 & -10 body height only)
- K**
= Polyimide Film Pick & Place Pad
(50 position with threaded insert option only)
- P**
= Plastic Pick & Place Pad
(5,08 mm) .200" x (12,45 mm) .490"
(50 not available with -E)
(Not available with -S row option or -03 body height)
- TR**
= Tape & Reel Packaging



Insert Option (50 pins/row)



Single Row Version -03, -06, -10



Insert Option (10, 20 & 30 pins/row)